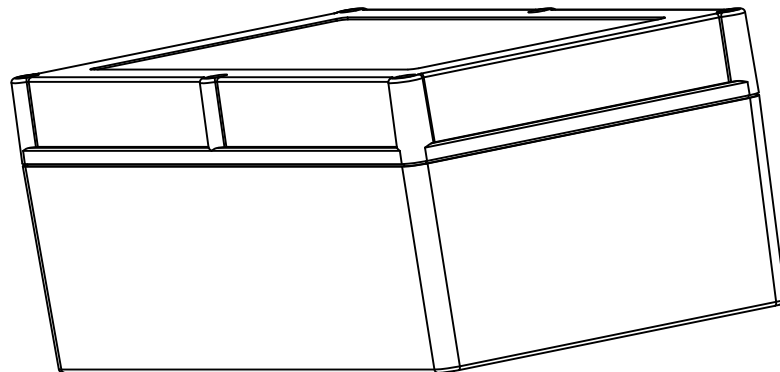
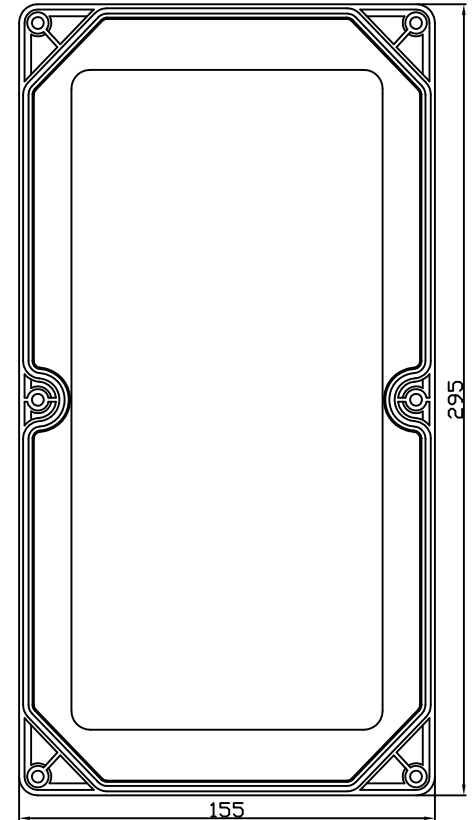
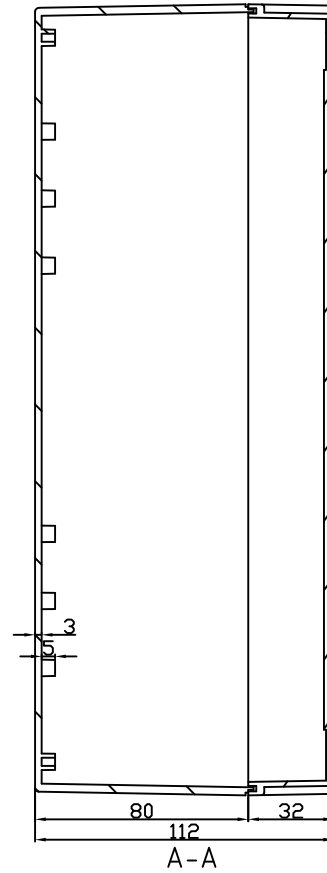
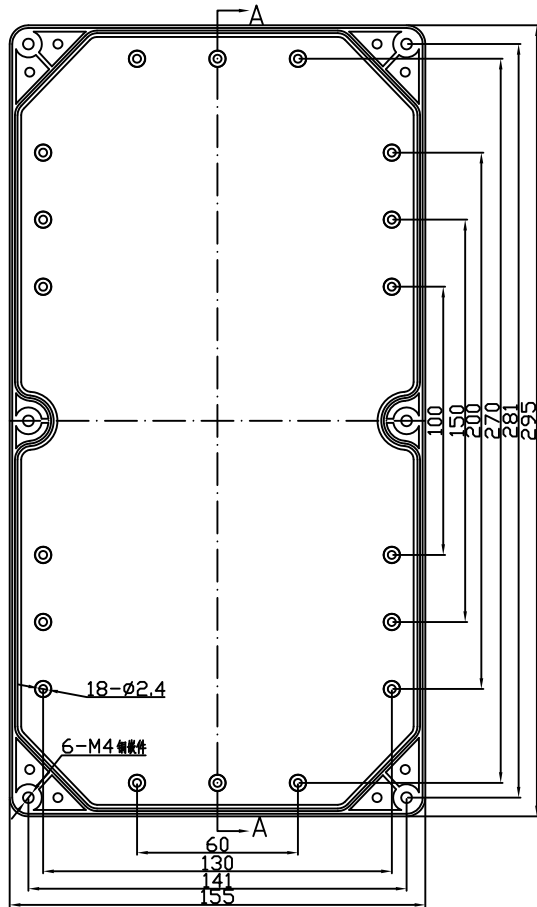


REVISION RECORD				
REV	ECD	DESCRIPTION	DRFT	CHKD



DETACHED LISTS		MM (INCH)	NAME	DATE	EVEREST WWW.EVERESTCASE.COM	
TOLERANCES EXCEPT AS NOTED		DRAWN	Aaron	01/14/2015	E:\new logo.jpg	
MM		CHECKED			TITLE	
.0 ± 0.3	±	ENG APPR.			PW130	
.00 ± 0.2	±	MATERIAL : ABS			DRAWING NO. PW130	
.000 ± 0.1	±	QT'Y :			/PART NO. 00	
ANGLES ± 5°		FINISH:			SIZE	REV
FIRST ANGLE PROJECTION		SCALE : 1:1			A4	
DO NOT SCALE DRAWING					SHEET 1	OF 1